




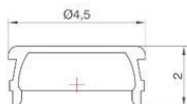
# Implant Retained Overdenture: Overcoming Severe Divergences



## TWO OPTIONS ON THE SAME ATTACHMENT!



STANDARD METAL HOUSING



SMART BOX METAL HOUSING



➤ Regular Metal Housing:  
Indicated from 0° until 30° of implant divergence between the dental implants



➤ Smart Box Metal Housing:  
Indicated from 30° until 50° of implant divergence between the dental implants

➤ OT Equator Narrow Profile Attachment



➤ OT Equator Elastic Caps: same for both metal housings!

## SMART BOX SYSTEM REFERENCES



➤ 335SBC SMART BOX KIT  
1 Smart Box Housing with black positioning cap inserted  
4 Retentive caps  
1 Plastic protective disk



➤ 335CSB SMART BOX POSITIONING CAPS  
4 Units



➤ 330SBE SMART BOX HOUSING  
Positioning black cap inserted



➤ 485IC OT EQUATOR CAPS INSERTION-EXTRACTION TOOL